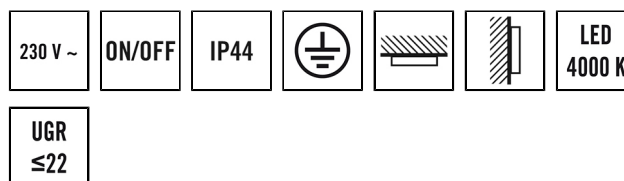


## ELLEN WCL 300 OP 1300 840 IP44 MD

**Item number**      **GTIN**  
 E010850103      4015120850103



### Technical data

| GENERAL  |                               |
|--|-------------------------------|
| Device category                                  | Wall and ceiling light        |
| Included in delivery                             | 2x wall plugs, 2x screws      |
| Remote controllable                              | –                             |
| Conformity                                       | CE, EAC, RoHS, SundaHus, WEEE |
| Warranty   | 3-year                        |
| ATTACHMENT                                       |                               |
| Installation type                                | Surface mounting              |
| Installation position                            | Ceiling / wall                |
| Type of connection                               | Push terminal                 |
| Connectable wire cross section                   | 1.50 – 2.50 mm <sup>2</sup>   |
| Number of contacts                               | 4                             |
| HOUSING  |                               |
| Dimensions                                       | Height/Depth 95 mm, Ø 300 mm  |
| Weight   | 707 g                         |
| Material   | Steel                         |
| Protection type                                  | IP44                          |
| Permissible ambient temperature                  | 0 °C...+50 °C                 |
| Impact resistance                                | IK07                          |
| Colour   | white                         |
| Glow wire test in accordance with IEC 60695-2-10 | 650 °C                        |
| ELECTRICAL VERSION                               |                               |
| Control system                                   | ON/OFF                        |
| Protection class                                 | I                             |
| Nominal voltage                                  | 220 - 240 V ~ / 50 - 60 Hz    |

### Product description

- LED round light
- 12 W, light colour approx. 4000 K warm white
- Zero-cross switching for switching that protects the relay
- Enhanced protection type (IP44)
- Integrated high-frequency detector and additional switching output

### Offers special product features like:

- Integrated HF motion detector
- Zero-cross switching

| In-rush current              | 1.8 A / 58 µs      |
|------------------------------|--------------------|
| Stand-by consumption         | < 0.5 W            |
| LIGHT                        |                    |
| Diffuser                     | opal               |
| Light emission               | direct             |
| Beam angle                   | 120 °              |
| Unified Glare Rating         | ≤ 22               |
| Flicker factor               | < 3 %              |
| Rated output P               | 11.5 W             |
| Luminous flux                | 1350 lm            |
| Luminous efficacy            | 117 lm/W           |
| Colour temperature           | 4000 K             |
| Colour rendering index Ra    | > 80               |
| Colour tolerance             | 1 SDCM             |
| Color Quality Scale          | >80                |
| L70B10 lifetime at 25 °C     | 90000 h            |
| Lebensdauer L70B50 bei 25 °C | 95000 h            |
| Lebensdauer L80B10 bei 25 °C | 60000 h            |
| Life time L80B50 at 25 °C    | 60000 h            |
| Lebensdauer L90B10 bei 25 °C | 30000 h            |
| Life time L90B50 at 25 °C    | 30000 h            |
| Photobiological safety       | RG0                |
| SENSORS                      |                    |
| Detection angle              | 360°               |
| Detection range diagonally   | Ø 20 m             |
| Detection range head-on      | Ø 10 m             |
| Field of detection           | 315 m <sup>2</sup> |

# DATA SHEET

## ELLEN WCL 300 OP 1300 840 IP44 MD

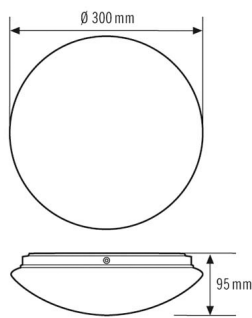
**Item number**      **GTIN**  
 E010850103      4015120850103

Level of brightness      2 - 50 lx      Switch-off delay time      5 s...30 min (adjustable in steps)

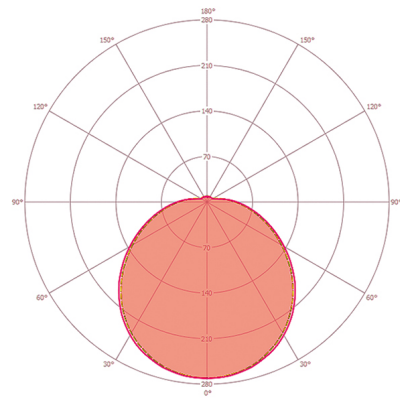
### Accessories

| Product designation | Item number | Product description          | GTIN          |
|---------------------|-------------|------------------------------|---------------|
| <b>Cover</b>        |             |                              |               |
| ELLEN COVER OP      | E010850127  | Cover for ELLEN series, opal | 4015120850127 |

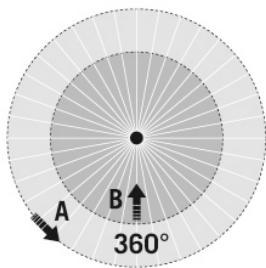
### Dimension drawing



### Light distribution



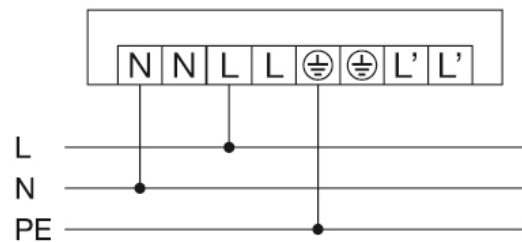
### Field of detections



### Detection range

|                  |        |
|------------------|--------|
| ■ Diagonally (A) | ∅ 20 m |
| ■ Frontal (B)    | ∅ 10 m |

### Circuit diagram



Standard operation