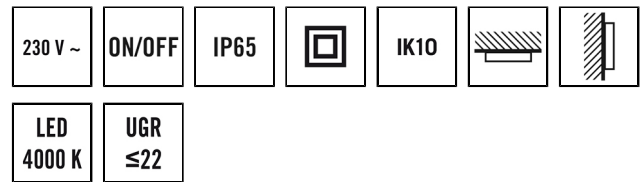


DATA SHEET

ESYLUX

ALMA WCL 300 OP 1600 840 IP65

Item number E010850332
GTIN 4015120850332



Technical data

GENERAL	
Device category	Wall and ceiling light
Remote controllable	–
Conformity	CE, EAC, RoHS, WEEE
Warranty	5 years
ATTACHMENT	
Installation type	Surface mounting
Installation position	Ceiling / wall
Type of connection	Push terminal
Connectable wire cross section	1.50 – 2.50 mm ²
Number of contacts	2
HOUSING	
Dimensions	Height/Depth 87 mm, Ø 300 mm
Weight	713 g
Material	UV-stabilised polycarbonate
Protection type	IP65
Permissible ambient temperature	0 °C...+40 °C
Impact resistance	IK10
Colour	white, similar to RAL 9003

Product description

- LED round light
- 16 W, light colour approx. 4000 K neutral white
- With improved protection type (IP 65)

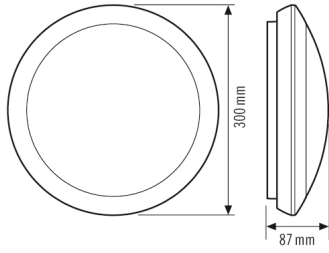
ELECTRICAL VERSION	
Control system	ON/OFF
Protection class	II
Nominal voltage	220 - 240 V ~ / 50 - 60 Hz
In-rush current	10.3 A / 132 µs
Power consumption	300 mA
LIGHT	
Diffuser	opal
Light emission	direct
Beam angle	115 °
Unified Glare Rating	≤ 22
Flicker factor	< 3 %
Rated output P	15.5 W
Luminous flux	1600 lm
Luminous efficacy	103 lm/W
Colour temperature	4100 K
Colour rendering index Ra	> 80
Colour tolerance	2 SDCM
SENSORS	

DATA SHEET

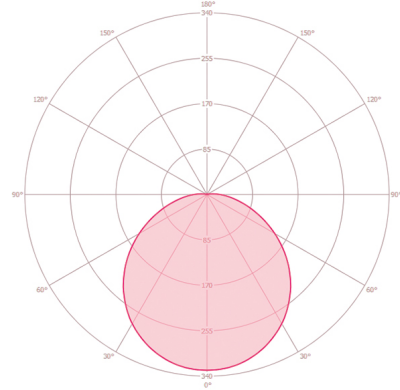
ALMA WCL 300 OP 1600 840 IP65

Item number **GTIN**
E010850332 4015120850332

Dimension drawing



Light distribution



Field of detections

Detection range

